

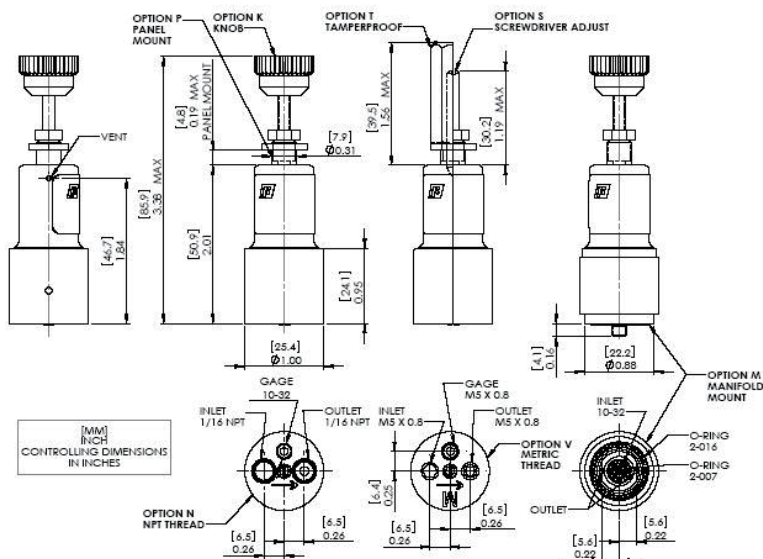
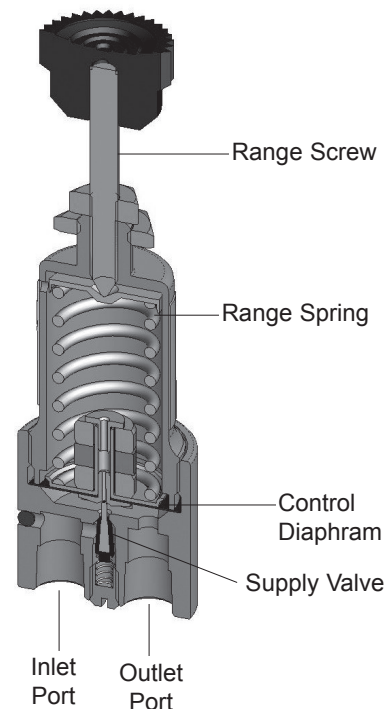


Features

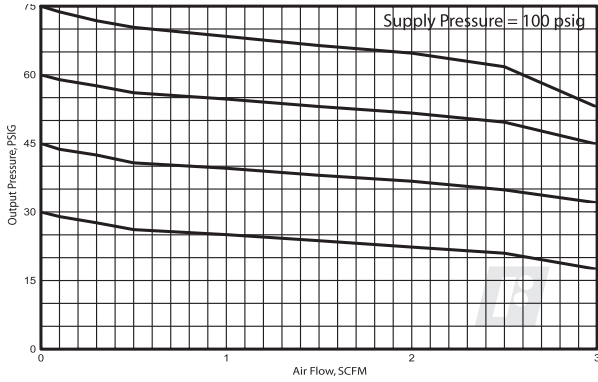
- The Model 72 controls a pressure signal for pneumatic instrumentation. This regulator is ideally suited for applications with limited space.
- Vibration damper provides low noise operation.
- Repeatability within 0.02 psig dead ended allows accurate setpoint control.
- Bubble tight supply valve allows precision control
- Small size allows installation in restrictive spaces.

Operating Principles

When the setpoint is reached, the upward force of the output pressure that acts on the bottom of the Diaphragm balances with the downward force that acts on the top of the Diaphragm. If the output pressure rises above the setpoint, the force that acts on the bottom of the Diaphragm moves the Diaphragm Assembly upward to close the Supply Valve and open the Relief Valve. Excess output pressure exhausts through the Vents in the unit until it reaches the setpoint. The Vibration Damper dampens the throttling action of the Valve.



Technical Information



Specifications

Ranges

0-5 psig [0-0.35 BAR] up to
2-100 psig [0.15-15.7 BAR] (see p/n table)

Consumption

No measurable consumption (Non-Relieving unit)

Supply Pressure

up to 300 psi [20 BAR], (2000kPa) Max supply;
25 psig [1.8 BAR], (1800 kPa) Min supply

Supply Pressure Effect

Less than 0.025 psig [.0018 BAR] for 5
psig [.35 BAR] change in supply pressure

Flow Capacity

2.5 SCFM (4.25 m³/hr) @ 100 psig [7 BAR]
supply and 30 psig [2 BAR] setpoint

Exhaust Capacity

0.15 SCFM (0.29 m³/hr) with 5 psig [.35 BAR]
downstream pressure

Ambient Temperature

-40°F to +160°F (-40°C to +71°C)

Materials of Construction

Body Anodized Aluminum
Diaphragm Fluorocarbon
Trim Zinc Plated Steel

Catalog Information

Catalog Number 72 0 0

Pressure Range

psig	[BAR]	(kPa)	
0-5	[0-0.35]	(0-35).....	1
0-15	[0-1]	(0-100).....	2
0.5-30	[0.035-2]	(3.5-200).....	3
1-60	[0.07-4]	(7-400).....	4
2-100	[0.15-7]	(15-700).....	5

Mounting

Manifold Mount M
Bottom Port Mount N
M5 x 0.8 Thread ports V

Actuation Adjustment Means

Screwdriver slot S
Knob K
Tamperproof T
Relieving R
Non-Relieving N