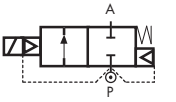


D204/205/206/222 Series, Aggressive Fluids, Stainless Steel – 2/2 Normally Closed

Specifications	
Function (single acting)	 <p>Flow direction overseat 1 → 2</p>
Maximum Viscosity	Max. 21cST (3 °E)
Body Material (Std)	Stainless steel AISI 316L (ASME SA351/351M GRADE CF3M)
Flange Tube (Seamless)	Stainless Steel 1.4305 EN 10088 (AISI 303)
Plunger	Stainless Steel 1.4106 EN 10088 (AISI 430F)
Top Stop	Stainless Steel 1.4105 EN 10088 (AISI 430F)
Springs	Stainless Steel AISI 302
Seal Material (Std)	FKM
Connection Type (Std)	G parallel thread (ISO 228-1)
Shading Ring	Silver
Electrical Characteristics	
Standard Coil Voltage DC (=)	24 V
Standard Coil Voltage AC 50 Hz (-)	24 V, 110 V, 200 V, 230 V
Standard Coil Voltage AC 60 Hz (-)	24 V, 120 V, 220 V, 240 V
Voltage Tolerance	+10% to -15% (AC)
	+10% to -5% (DC)
Duty Cycle	100% ED
Protection Class	IP65 (EN 60529) with plug and gasket correctly fitted *
Electrical Connection	to EN 175301 - 803 - A (ex DIN 43650)
Coil Insulation	Class F 155 °C
Power Rating (Standard)	AC 18 VA (holding) AC 36 VA (inrush) DC 14 W

Features and Benefits

- Pilot operated
- Robust construction for industrial applications
- Stainless steel AISI 430F operators with low residual magnetism
- Coils tested 100% in compliance to RoHS directive and to relevant international standards
- Choice of high quality seal materials
- Ex option (see separate datasheet)
- Response time 50 to 500 ms



Pipe Size	Cv (gpm)	Kv (m³/h)	OPD (bar)		Orifice (mm)	Seal Material	Valve Code
			AC Voltages	DC Voltages			
3/8"	3.86	3.30	0,3 - 16	0,3 - 16	13	FKM	D204DVZI
						NBR	D204DBZI
1/2"	4.42	3.78	0,3 - 16	0,3 - 16	13	FKM	D205DVZI
						NBR	D205DBZI
3/4"	9.83	8.40	0,3 - 16	0,3 - 16	25	FKM	D206DVYI
						NBR	D206DBYI
1"	11.23	9.60	0,3 - 16	0,3 - 16	25	FKM	D222DVYI
						NBR	D222DBYI
						EPDM	D222DEYI

Options Available

Valve Options (see coding chart)
NPT threads (minimum batch may be required)
Manual override
Anticorrosion treatment recommended with aggressive fluids

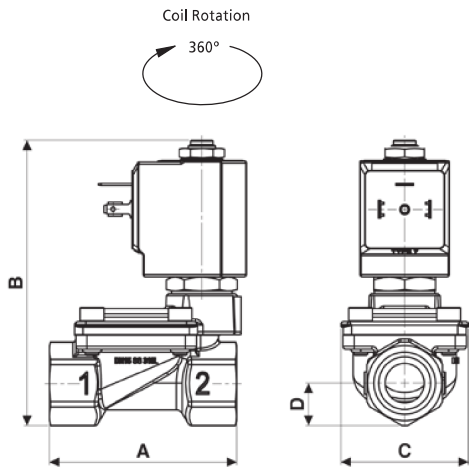
Vacuum Version
See separate datasheet

EEx T4	
Protection Class	See separate datasheet
EEx T4 (IP65)	

Seal Material ¹ and Media Temperature Range	Media	Ambient Temperature Range	
		Min	Max
NBR (-10 °C to +90 °C)	Water, oil, air	-10 °C	+50 °C
FKM (-10 °C to +130 °C)	Water, oil, air, aggressive fluids	-10 °C	+50 °C
EPDM (-10 °C to +120 °C)	Water, hot water	-10 °C	+50 °C

¹ See corrosion reference guide and sealing solutions for material compatibility.

D204/205/206/222 Series, Aggressive Fluids, Stainless Steel – 2/2 Normally Closed



Preferred Valve Mounting Options



Pipe Size	A	B	C	D	Weight (kg)
3/8" - 1/2"	67	102	45.6	15	0.49
3/4" - 1"	96	125	72	23	1.1

Dimensions (mm)

Solenoid enclosures

7--0 Type Coil - Insulation class F

External material: PBT (reinforced fiberglass 30%)
 Electrical connection: DIN EN 175301-803 form A
 Winding insulation: Class H (E180)
 Enclosure classification: Conforms to IP65 (according to EN 60529) with plug and gasket correctly fitted*



Type 600 011- Plug

Rated Voltage (max.): 250 VAC / 300 VDC
 Nominal Current: 10A (rated) / 16A (max)
 Wire cross-section: 1.5 mm² max
 Cable Entry: PG9 (6 to 8 mm)
 Enclosure classification: Conforms to IP65 (according to EN 60529) with supplied gasket
 Insulation class: group C- VDE 0110
 Housing colour: black
 UL approved, file No: E205538



* Plug and gasket not supplied as standard, must be ordered separately.

Coding chart

Main Valve Assembly

Pipe Size
04 3/8"
05 1/2"
06 3/4"
22 1"

Seals		Orifice ¹	
V	VKM	Z	13
E	EPDM	Y	25
B	NBR		

Option	
N	NPT
F	Anticorrosion treatment
M	Manual override
	w/o option

Voltage / Frequency - Class F	
7250	24 VDC
7200	24 V / 50/60 Hz
7400	110 V / 50 Hz - 120 V / 60 Hz
7600	200 V / 50 Hz - 220 V / 60 Hz
7700	230 V / 50 Hz - 240 V / 60 Hz

Plug

Plug	
	w/o plug
0A1	c/w plug

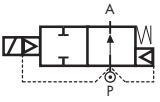


¹ DN13 for D204 and D205, DN25 for D206 and D222.

Product coding example:

D204DVZI 7250
 3/8" G, auto operation, stainless steel body, FKM seals, 13 mm orifice, 24 VDC, without plug.

RD204/205/206/222 Series, Aggressive Fluids, Stainless Steel – 2/2 Normally Open

Specifications	
Function (single acting)	 Flow direction overseat 1 → 2
Maximum Viscosity	Max. 21cST (3 °E)
Body Material (Std)	Stainless steel AISI 316L (ASME SA351/351M GRADE CF3M)
Flange Tube (Seamless)	Stainless Steel 1.4305 EN 10088 (AISI 303)
Plunger	Stainless Steel 1.4106 EN 10088 (AISI 430F)
Top Stop	Stainless Steel 1.4105 EN 10088 (AISI 430F)
Springs	Stainless Steel AISI 302
Seal Material (Std)	FKM
Connection Type (Std)	G parallel thread (ISO 228-1)
Shading Ring	Silver
Electrical Characteristics	
Standard Coil Voltage DC (=)	24 V
Standard Coil Voltage AC 50 Hz (-)	24 V, 110 V, 200 V, 230 V
Standard Coil Voltage AC 60 Hz (-)	24 V, 120 V, 220 V, 240 V
Voltage Tolerance	+10% to -15% (AC)
	+10% to -5% (DC)
Duty Cycle	100% ED
Protection Class	IP65 (EN 60529) with plug and gasket correctly fitted *
Electrical Connection	to EN 175301 - 803 - A (ex DIN 43650)
Coil Insulation	Class H 180 °C
Power Rating (Standard)	AC 18 VA (holding) AC 36 VA (inrush) DC 14 W

Features and Benefits

- Pilot operated
- Robust construction for industrial applications
- Stainless steel AISI 430F operators with low residual magnetism
- Coils tested 100% in compliance to RoHS directive and to relevant international standards
- Choice of high quality seal materials
- Speed control screw as standard
- Response time 50 to 500 ms



Pipe Size	Cv (gpm)	Kv (m³/h)	OPD (bar)		Orifice (mm)	Seal Material	Valve Code
			AC Voltages	DC Voltages			
3/8"	3.86	3.30	0.3 - 16	0.3 - 16	13	FKM	RD204DVZI
		NBR				RD204DBZI	
		EPDM			RD204DEZI		
1/2"	4.42	3.78			FKM	RD205DVZI	
			NBR	RD205DBZI			
			EPDM	RD205DEZI			
3/4"	9.83	8.40	0.3 - 16	0.3 - 16	25	FKM	RD206DVZI
		NBR				RD206DBZI	
		EPDM			RD206DEZI		
1"	11.23	9.60			25	FKM	RD222DVZI
						NBR	RD222DBZI
						EPDM	RD222DEZI

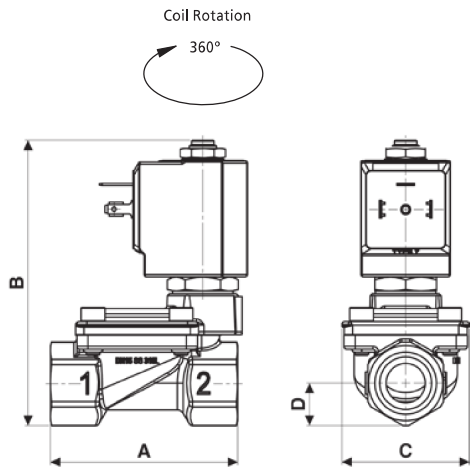
Options Available

Valve Options (see coding chart)
NPT threads (minimum batch may be required)
Anticorrosion treatment recommended with aggressive fluids

Seal Material ¹ and Media Temperature Range	Media	Ambient Temperature Range	
		Min	Max
NBR (-10 °C to +90 °C)	Water, oil, air	-10 °C	+50 °C
FKM (-10 °C to +130 °C)	Water, oil, air, aggressive fluids	-10 °C	+50 °C
EPDM (-10 °C to +120 °C)	Water, hot water	-10 °C	+50 °C

¹ See corrosion reference guide and sealing solutions for material compatibility.

RD204/205/206/222 Series, Aggressive Fluids, Stainless Steel – 2/2 Normally Open



Preferred Valve Mounting Options



Pipe Size	A	B	C	D	Weight (kg)
3/8" - 1/2"	67	100	45.6	15	0.49
3/4" - 1"	96	123	72	23	1.1

Dimensions (mm)

Solenoid enclosures

7--1 Type Coil - Insulation class H

External material: PPS (glass fiber & mineral filled)
 Electrical connection: DIN EN 175301-803 form A
 Winding insulation: Class H (E180)
 Enclosure classification: Conforms to IP65 (according to EN 60529) with plug and gasket correctly fitted*



Type 600 011- Plug

Rated Voltage (max.): 250 VAC / 300 VDC
 Nominal Current: 10A (rated) / 16A (max)
 Wire cross-section: 1.5 mm² max
 Cable Entry: PG9 (6 to 8 mm)
 Enclosure classification: Conforms to IP65 (according to EN 60529) with supplied gasket
 Insulation class: group C- VDE 0110
 Housing colour: black
 UL approved, file No: E205538



* Plug and gasket not supplied as standard, must be ordered separately.

Coding chart

Main Valve Assembly

Pipe Size
04 3/8"
05 1/2"
06 3/4"
22 1"


Seals	Orifice ¹
V VKM	Z 13
E EPDM	Y 25
B NBR	

Option
N NPT
F Anticorrosion treatment
w/o option

Voltage / Frequency - Class H	
7251	24 VDC
7201	24 V / 50/60 Hz
7401	110 V / 50 Hz - 120 V / 60 Hz
7601	200 V / 50 Hz - 220 V / 60 Hz
7701	230 V / 50 Hz - 240 V / 60 Hz

Plug

Plug
w/o plug
0A1 c/w plug



¹ DN13 for RD204 and RD205, DN25 for RD206 and RD222.

Product coding example:

RD204DVZ1 7250 3/8" G, auto operation, stainless steel body, FKM seals, 13 mm orifice, 24 VDC, without plug.